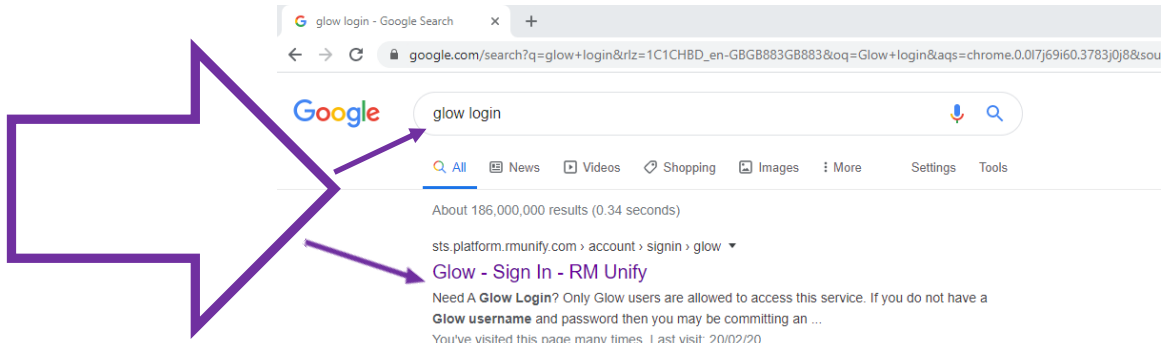



GLOW BASICS!

To log into Glow, just follow these steps:

1. Using GOOGLE CHROME key "Glow Login" into your search bar



2. The Glow sign in page should be the first search result!
3. Follow the link to the sign in page – it should be a purple background.




4. Log in using your Glow details as provided. Remember that your username is likely to be similar to the example shown here:

A screenshot of the "Sign In" form with a callout box. The form has a "Sign In" title and two input fields: one for the username "gw15sandersonjulie" and one for the password ".....". A callout box with a purple border contains the text: "If you can't remember your username please email for help!" followed by two email addresses: "gw15sewardanna@glow.sch.uk" and "gw09grantm@glow.sch.uk".

Using Glow

Glow uses app tiles – it looks similar to a smart phone screen! When you log in you are taken to the Launch Pad – it will look something like this.



Simply click on the app you wish to access and it will take you to the appropriate part of the site.

Different classes and stages will make use of different apps but Microsoft Teams (circled above) can be used by all teachers and students to communicate. In the Secondary, all classes and teachers also have access to Show My Homework.

Key Points to Remember

Glow is designed to support pupil learning and can be accessed from PCs, laptops, Chromebooks, iPads and other tablets, and most smartphones.

If you have any issues accessing your Glow account, please check that you are trying to access via **GOOGLE CHROME**. Glow isn't fully compatible with Internet Explorer.

If you can't remember your username or password please just email Mrs Seward on gw15sewardanna@glow.sch.uk or Mrs Grant on gw09grantm@glow.sch.uk and they will do their best to get you back up and running.