



Nursery Learning from Home Plan




Week Beginning: 25/01/2021

	Literacy	Numeracy	Health & Wellbeing
What you need	<ul style="list-style-type: none"> Nothing 	<ul style="list-style-type: none"> Assorted coins – real or play 	<ul style="list-style-type: none"> Paper Pens/pencils/crayons/paint
Activity	<p>Recite or sing some nursery rhymes with your child. You could try:</p> <ul style="list-style-type: none"> Incy-wincy spider Baa-baa black sheep Wind the bobbin up Jack & Jill went up the hill <p>For some other ideas, click here</p>	<p>Have some fun exploring the different coins. Look at the different sizes and colours. Count how many you have (don't focus too much on value), and sort them by size.</p> <p>Play 'shops', exchanging coins for items from around the house.</p>	<p>Draw or paint a picture of a happy face. Discuss things that make you happy, then draw pictures of them around the happy face, or try to write the words.</p>
Extension	<p>Draw a picture of your favourite nursery rhyme. Do some writing beside it. Talk about rhyming words, e.g. Jill and hill, floor and door, and try to spot some more in the nursery rhymes.</p>	<p>Put different prices on items - e.g. tins, fruit, toys - and count coins to pay for them. Don't focus on the correct value at this stage, instead that an item costs, e.g. 2p (any 2 coins).</p>	<p>Repeat the exercise with different emotions, e.g. sad, angry, excited</p>
Skills	<ul style="list-style-type: none"> Listens for sound patterns Can describe which rhymes they like Exploring sounds, letters and words to understand how they work together 	<ul style="list-style-type: none"> Coin recognition Developing an understanding of how money is used Counting 	<ul style="list-style-type: none"> Developing an awareness of feelings and the ability to talk about them Beginning to understand that different things make us feel different things
Examples Resources	<p style="text-align: center;">World Nursery Rhyme Week</p> <p style="text-align: center;">Bookbug</p> <p style="text-align: center;">Education Scotland – free rhyming stories</p>		



Nursery Learning from Home Plan

Week Beginning: 25/01/2021

	Art	Science	Songs
What you need	<ul style="list-style-type: none"> Nothing! 	<ul style="list-style-type: none"> Some household items, e.g. cutlery, a cork, plastic bottle, fruit, bath toys 	<ul style="list-style-type: none"> An internet-enabled device to listen to sound clips and see the words
Activity	Go outside and use stones, sticks, leaves or petals (or whatever you find!) to create a piece of art.	Fill the bath or sink with water, and try and find some items that float, and some that sink.	Three Crows Ally Bally Bee You Cannae Shove yer Granny
Extension	Can your child describe their picture clearly so that you can copy it?	Can you make any of the floating objects sink (perhaps filling an empty plastic bottle with water)? Or any of the sinking objects float?	It's Burn's Night on Monday 25 th January. Enjoy these traditional Scots songs for children, singing along if you can. Can you hear any words you don't know? Maybe you could go and visit Burns in the Birks?
Skills	<ul style="list-style-type: none"> Creativity, using a variety of materials Curiosity and imagination 	<ul style="list-style-type: none"> Exploring the properties of materials Reasoning and critical thinking Problem solving 	<ul style="list-style-type: none"> Attention – listens with interest Awareness of cultural celebrations Literacy – Scots language
Example			

Notes from the teacher

LIVE SESSIONS: Next week there will be some live sessions for nursery pupils. These will take place on **Tuesday** between **10.30am and 11.00am**, and **Thursday** between **2.00pm and 2.30pm**. This week these sessions will be informal drop-in sessions so you can get used to the technology, and for children to see their friends. You do not need to attend both sessions, but please try to come to one of them if you can.

A link to the meeting will be sent as an announcement on SeeSaw, so please ensure you respond to the email from the office and receive your code as soon as possible. You may wish to download the Microsoft Teams app onto your device (link below) in anticipation – this is free and does not require any sign-in details.

You should now have received an email from the school office about using SeeSaw for home learning. If you haven't received this, please email breadalbane@pkc.gov.uk as soon as possible to receive your code. SeeSaw will be used extensively as both a learning platform and Learning Log, so please engage with this as soon as possible.

If you have any problems setting up SeeSaw, need any information or technical help please contact the school office on 01887 822300. We may also be able to provide support if you do not have a device or internet access.

We look forward to seeing you!

Some additional activity ideas are available on the school website [here](#), should you wish.

Mrs Hunter & the nursery team 😊

[SeeSaw app download](#)



[Microsoft Teams download](#)

