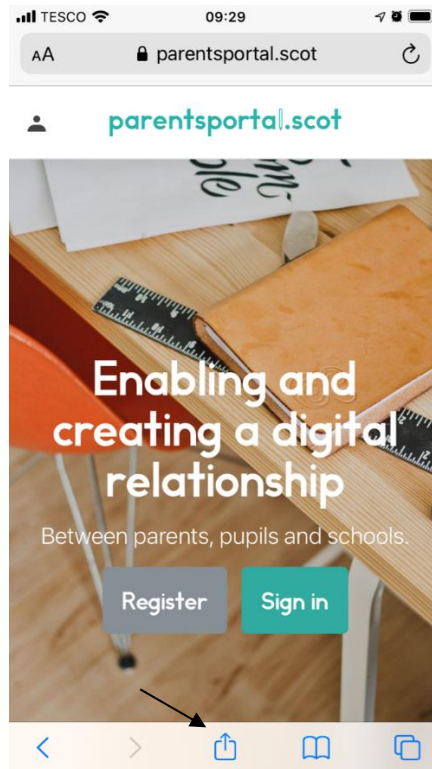


How to save ParentsPortal.scot to your mobile Home Page

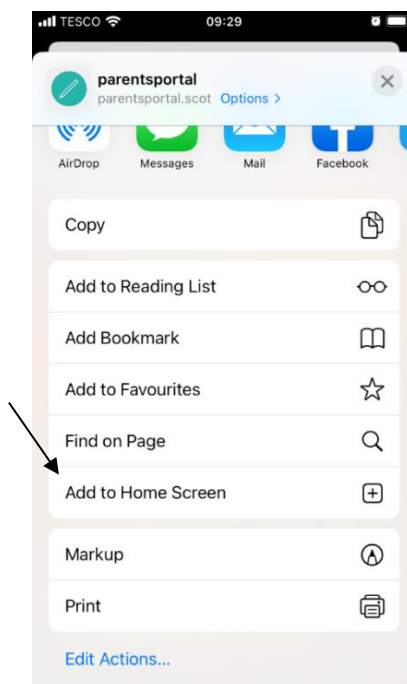
First, visit www.parentsportal.scot.

For Apple Users:

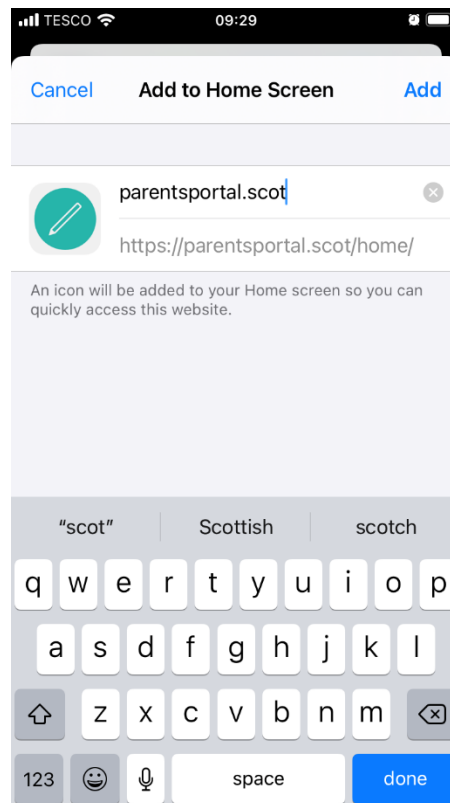
1. Go to the page on your internet browser and click the icon on the bottom middle that looks like a square with an arrow pointing upwards.




2. A list of options should appear. Scroll down until you see “Add to Home Screen”



- It will then ask you to confirm the text you would like to see on your Home Screen under the Bookmark link. Click "Add"

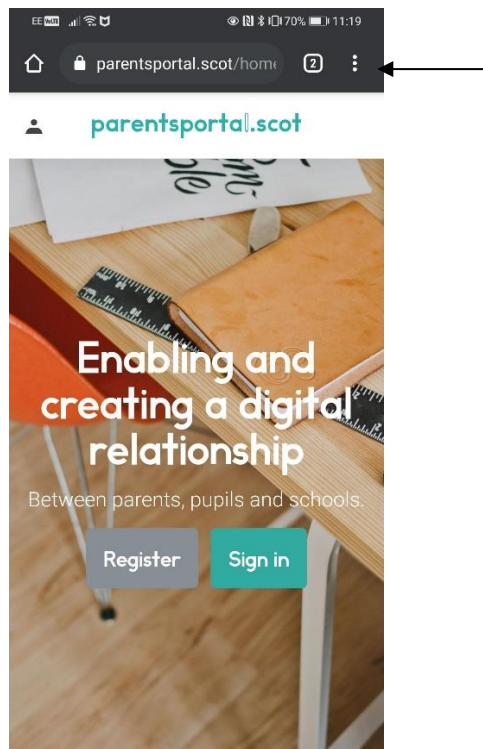


- The link will now appear on your home screen and will look like an App. When you click on this, it will take you to the Parentsportal.scot homepage.

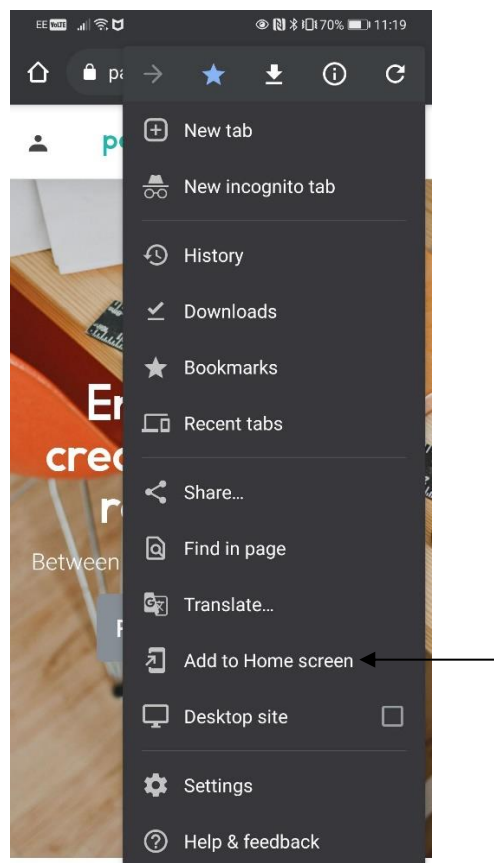


For Android users:

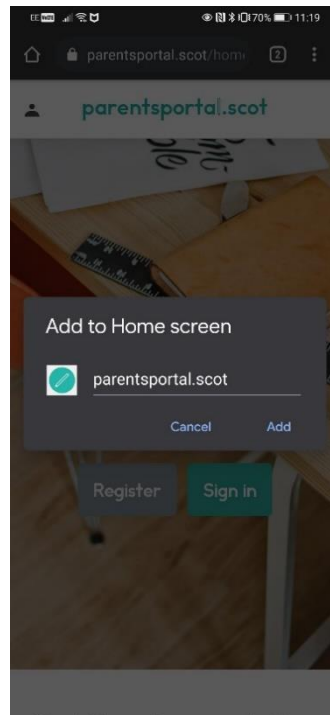
1. Go to the page on your internet browser and click the three dots on the top right.



2. A list of options should appear. Find "Add to Home Screen"



3. It will then ask you to confirm the text you would like to see on your Home Screen under the Bookmark link. Click "Add"



4. The link will now appear on your home screen and will look like an App. When you click on this, it will take you to the Parentsportal.scot homepage.

